

Discussion of:

Collateral Easing and Safe Asset Scarcity: How Money Markets Benefit from Low-Quality Collateral

by Stefan Greppmair, Karol Paludkiewicz, and Sascha Steffen

Martina Jasova

Barnard College, Columbia University

ECB Conference on Money Markets 2024

November 7, 2024

Central Bank Collateral Framework and Funding Mix

Two opposing effects of the expansion of LOLR collateral rules:

Central Bank Collateral Framework and Funding Mix

Two opposing effects of the expansion of LOLR collateral rules:

1. Newly eligible collateral can serve as a **complement** to existing eligible collateral
 - ⇒ Effect on LOLR funding: Increased dependence on the central bank
 - ⇒ Effect on private repo markets: None or potentially negative

Central Bank Collateral Framework and Funding Mix

Two opposing effects of the expansion of LOLR collateral rules:

1. Newly eligible collateral can serve as a **complement** to existing eligible collateral
 - ⇒ Effect on LOLR funding: Increased dependence on the central bank
 - ⇒ Effect on private repo markets: None or potentially negative
2. Newly eligible collateral can act as a **substitute** for previously pledged collateral
 - ⇒ Effect on LOLR funding: Rebalancing of asset classes pledged. No change in dependence on the CB
 - ⇒ Effect on private repo markets: Potential positive spillovers

Central Bank Collateral Framework and Funding Mix

Two opposing effects of the expansion of LOLR collateral rules:

1. Newly eligible collateral can serve as a **complement** to existing eligible collateral
 - ⇒ Effect on LOLR funding: Increased dependence on the central bank
 - ⇒ Effect on private repo markets: None or potentially negative
2. Newly eligible collateral can act as a **substitute** for previously pledged collateral
 - ⇒ Effect on LOLR funding: Rebalancing of asset classes pledged. No change in dependence on the CB
 - ⇒ Effect on private repo markets: Potential positive spillovers

This paper: Consistent with 2.

Central Bank Collateral Framework and Funding Mix

Two opposing effects of the expansion of LOLR collateral rules:

1. Newly eligible collateral can serve as a **complement** to existing eligible collateral
 - ⇒ Effect on LOLR funding: Increased dependence on the central bank
 - ⇒ Effect on private repo markets: None or potentially negative
2. Newly eligible collateral can act as a **substitute** for previously pledged collateral
 - ⇒ Effect on LOLR funding: Rebalancing of asset classes pledged. No change in dependence on the CB
 - ⇒ Effect on private repo markets: Potential positive spillovers

This paper: Consistent with 2.

- Difference-in-differences research design
- Temporary expansion of the ECB collateral framework: Additional Credit Claims (ACC)

Central Bank Collateral Framework and Funding Mix

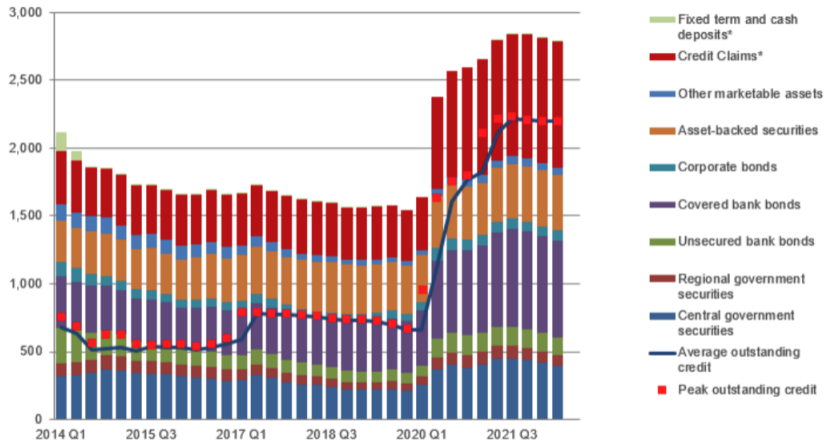
Two opposing effects of the expansion of LOLR collateral rules:

1. Newly eligible collateral can serve as a **complement** to existing eligible collateral
 - ⇒ Effect on LOLR funding: Increased dependence on the central bank
 - ⇒ Effect on private repo markets: None or potentially negative
2. Newly eligible collateral can act as a **substitute** for previously pledged collateral
 - ⇒ Effect on LOLR funding: Rebalancing of asset classes pledged. No change in dependence on the CB
 - ⇒ Effect on private repo markets: Potential positive spillovers

This paper: Consistent with 2.

- Difference-in-differences research design
- Temporary expansion of the ECB collateral framework: Additional Credit Claims (ACC)
- Main findings:
 1. Treated banks pledge newly eligible ACC instead of high-quality marketable assets
 2. Treated banks increase activity in the private repo market ⇒ Reducing the scarcity of safe assets

Aggregate Evidence: Securities Pledged with the Eurosystem



- On aggregate, absolute dependence on central bank funding increases
- Credit claims appear to be pledged in addition to the existing eligible collateral

Control vs. Treated Banks: Securities Pledged with the Eurosystem

Figure: Control Banks

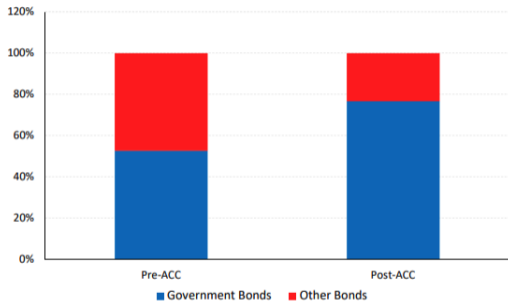
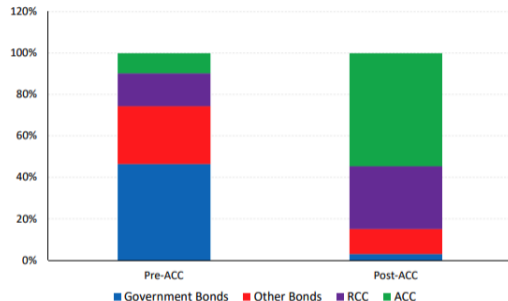


Figure: Treated Banks



- In relative terms, treated banks begin using fewer marketable securities as collateral
- Focus of the paper: The diminishing role of government bonds as pledged collateral for ECB funding
- Note: The adjustment of government bonds is present both control and treated banks. Why?

The Role of Government Bonds as Pledged Collateral with the ECB

Micro-level Evidence: Difference-in-Differences

Dependent variable:	Nominal Value Pledged scaled by Amount Outstanding			
	(1)	(2)	(3)	(4)
	All bonds	Other bonds	Government	All bonds
Post x Treated	0.0090 (0.15)	0.0665 (1.85)	-0.1188** (-2.49)	0.0674 (0.84)
Post x Treated x Government				-0.1992** (-2.22)
Adj. R2	.8673	.8633	.8585	.8673
Obs	682,937	500,902	182,035	682,937
Bank-level Controls	Yes	Yes	Yes	Yes
Bond x Time FE	Yes	Yes	Yes	Yes
Bank x Bond FE	Yes	Yes	Yes	Yes
Clustered S.E.	Bank, Time	Bank, Time	Bank, Time	Bank, Time

- Marketable securities, namely government bonds, carry a higher opportunity cost (“liquid” and “sought-after assets for other private market transactions”)

The Role of Government Bonds as Pledged Collateral with the ECB

Micro-level Evidence: Difference-in-Differences

Dependent variable:	Nominal Value Pledged scaled by Amount Outstanding			
	(1)	(2)	(3)	(4)
	All bonds	Other bonds	Government	All bonds
Post x Treated	0.0090 (0.15)	0.0665 (1.85)	-0.1188** (-2.49)	0.0674 (0.84)
Post x Treated x Government				-0.1992** (-2.22)
Adj. R2	.8673	.8633	.8585	.8673
Obs	682,937	500,902	182,035	682,937
Bank-level Controls	Yes	Yes	Yes	Yes
Bond x Time FE	Yes	Yes	Yes	Yes
Bank x Bond FE	Yes	Yes	Yes	Yes
Clustered S.E.	Bank, Time	Bank, Time	Bank, Time	Bank, Time

- Marketable securities, namely government bonds, carry a higher opportunity cost (“liquid” and “sought-after assets for other private market transactions”)
- Government bonds are special. But are all EA government bonds considered equally special?

The Role of Government Bonds as Pledged Collateral with the ECB

Micro-level Evidence: Difference-in-Differences

Dependent variable:	Nominal Value Pledged scaled by Amount Outstanding			
	(1)	(2)	(3)	(4)
	All bonds	Other bonds	Government	All bonds
Post x Treated	0.0090 (0.15)	0.0665 (1.85)	-0.1188** (-2.49)	0.0674 (0.84)
Post x Treated x Government				-0.1992** (-2.22)
Adj. R2	.8673	.8633	.8585	.8673
Obs	682,937	500,902	182,035	682,937
Bank-level Controls	Yes	Yes	Yes	Yes
Bond x Time FE	Yes	Yes	Yes	Yes
Bank x Bond FE	Yes	Yes	Yes	Yes
Clustered S.E.	Bank, Time	Bank, Time	Bank, Time	Bank, Time

- Marketable securities, namely government bonds, carry a higher opportunity cost (“*liquid*” and “*sought-after assets for other private market transactions*”)
- Government bonds are special. But are all EA government bonds considered equally special?
- The paper hypothesizes that there is “*some kind of pecking order when deciding with assets to pledge*”

Comment #1: Pledging decision: Private Repo Market or ECB?

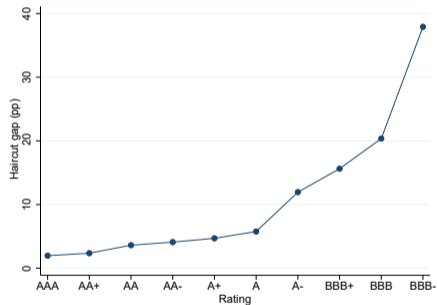
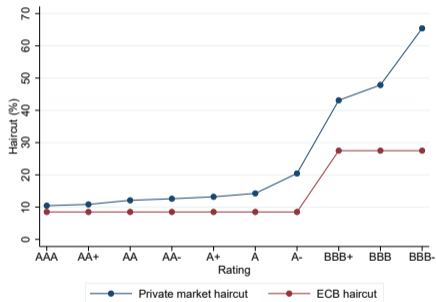
Interest rates, maturity, haircuts ...

Comment #1: Pledging decision: Private Repo Market or ECB?

Interest rates, maturity, haircuts ...

Differences in Haircuts: Jasova, Laeven, Mendicino, Peydro, and Supera (2024, RFS)

$$\text{HaircutGap}_{s,t} = \text{private market haircut}_{s,t} - \text{ECB haircut}_{s,t}$$



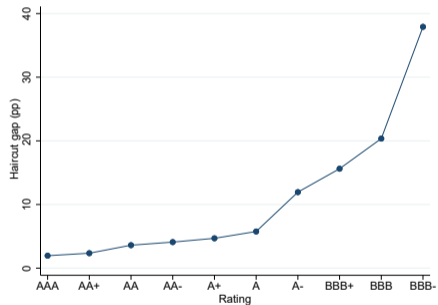
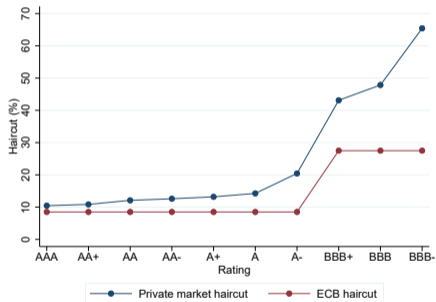
Example: Uncovered bank bond, 1-3 year residual maturity, fixed coupon

Comment #1: Pledging decision: Private Repo Market or ECB?

Interest rates, maturity, haircuts ...

Differences in Haircuts: Jasova, Laeven, Mendicino, Peydro, and Supera (2024, RFS)

$$\text{HaircutGap}_{s,t} = \text{private market haircut}_{s,t} - \text{ECB haircut}_{s,t}$$



Example: Uncovered bank bond, 1-3 year residual maturity, fixed coupon

- ⇒ (Core EA) government bonds tend to offer very small or even negative haircut gaps
- ⇒ Compared to other collateral, they are likely to be associated with the highest opportunity cost

Comment #2: Identification Strategy

“Some banks routinely pledge credit claims when they participate in the Eurosystem’s refinancing operations while other banks exclusively pledge marketable assets”

Comment #2: Identification Strategy

“Some banks routinely pledge credit claims when they participate in the Eurosystem’s refinancing operations while other banks exclusively pledge marketable assets”

Endogeneity: Banks can choose which securities they wish to pledge with the ECB

Comment #2: Identification Strategy

“Some banks routinely pledge credit claims when they participate in the Eurosystem’s refinancing operations while other banks exclusively pledge marketable assets”

Endogeneity: Banks can choose which securities they wish to pledge with the ECB Additional important

differences between control and treated banks related to ACC: NFC lending, TLTRO

	Treated = 0				Treated = 1			
	Mean	Std. Dev.	Median	Obs.	Mean	Std. Dev.	Median	Obs.
log(total assets)	10.462	0.897	10.482	42	11.424	1.087	11.25	87
Equity ratio (in %)	8.342	4.062	7.668	42	7.771	3.497	7.442	87
NFC Loans ratio (in %)	9.847	11.375	7.538	42	19.614	12.193	19.634	87
Bonds held ratio (in %)	9.589	8.152	7.701	42	9.138	5.536	8.603	87
Reserves ratio (in %)	9.271	8.933	5.864	42	5.986	4.491	5.079	87
LTRO ratio (in %)	1.194	2.78	0.000	42	3.583	3.214	2.439	87

Comment #3: Money Market Activity

- Abstract: "Treated banks lend out these marketable assets as collateral in the repo market"

Comment #3: Money Market Activity

- Abstract: “Treated banks lend out these marketable assets as collateral in the repo market”
- Introduction + Main analysis:
 - *“Banks do **not remove** already encumbered assets from their collateral pools at the Eurosystem ...”*

Comment #3: Money Market Activity

- Abstract: “Treated banks lend out these marketable assets as collateral in the repo market”
- Introduction + Main analysis:
 - *“Banks do **not remove** already encumbered assets from their collateral pools at the Eurosystem ...”*
 - *“... but **rather lend out a larger part of their bond holdings** for repo market lending ... ”*

Comment #3: Money Market Activity

- Abstract: “Treated banks lend out these marketable assets as collateral in the repo market”
- Introduction + Main analysis:
 - *“Banks do **not remove** already encumbered assets from their collateral pools at the Eurosystem ...”*
 - *“... but **rather lend out a larger part of their bond holdings** for repo market lending ... ”*
 - *“... transmission does not work through a bank's existing collateral pool but rather through its **potential** collateral pool for new refinancing operations”*

Comment #3: Money Market Activity

- Abstract: “Treated banks lend out these marketable assets as collateral in the repo market”
- Introduction + Main analysis:
 - *“Banks do **not remove** already encumbered assets from their collateral pools at the Eurosystem ...”*
 - *“... but **rather lend out a larger part of their bond holdings** for repo market lending ... ”*
 - *“... transmission does not work through a bank's existing collateral pool but rather through its **potential** collateral pool for new refinancing operations”*
- **The most surprising part of the paper – but more detail would be helpful!**

Comment #3: Money Market Activity

- Abstract: “Treated banks lend out these marketable assets as collateral in the repo market”
- Introduction + Main analysis:
 - *“Banks do **not remove** already encumbered assets from their collateral pools at the Eurosystem ...”*
 - *“... but **rather lend out a larger part of their bond holdings** for repo market lending ... ”*
 - *“... transmission does not work through a bank's existing collateral pool but rather through its **potential** collateral pool for new refinancing operations”*
- **The most surprising part of the paper – but more detail would be helpful!**
- Suggestions:
 - Which assets are pledged in the private repo market?
 - Present the main analysis on (1) pledging and (2) holding, respectively
 - Relate to existing evidence on how LOLR reduces funding uncertainty (Jasova, Mendicino and Supera (2021))

Final Thoughts

- Highly policy-relevant topic and thought-provoking paper
- I recommend everyone read it!
- Main suggestions:
 - Opportunity costs of government bonds and the role of haircut gaps
 - Address endogeneity concerns
 - Provide more insights into effects on money market activity