



EUROPEAN CENTRAL BANK

EUROSYSTEM

Update on TIPS Operations

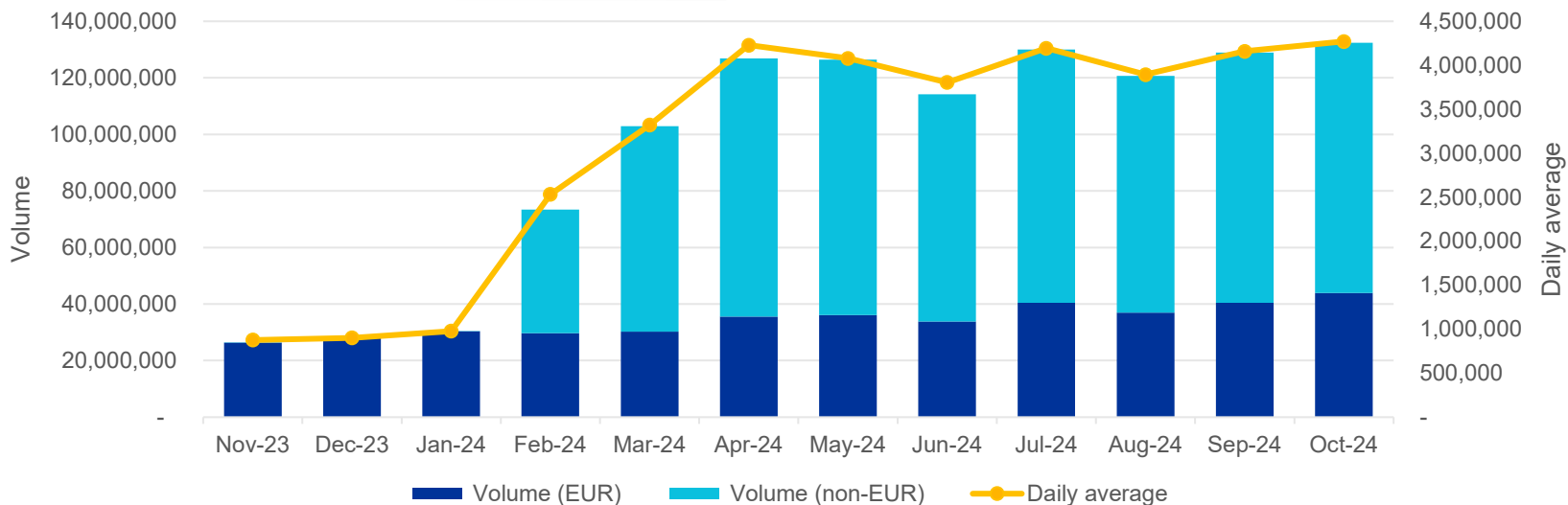
**AMI-Pay meeting
5 December 2024**



Sylvain Debeaumont
Head of Division
Market Infrastructure Management Division

TIPS traffic evolution

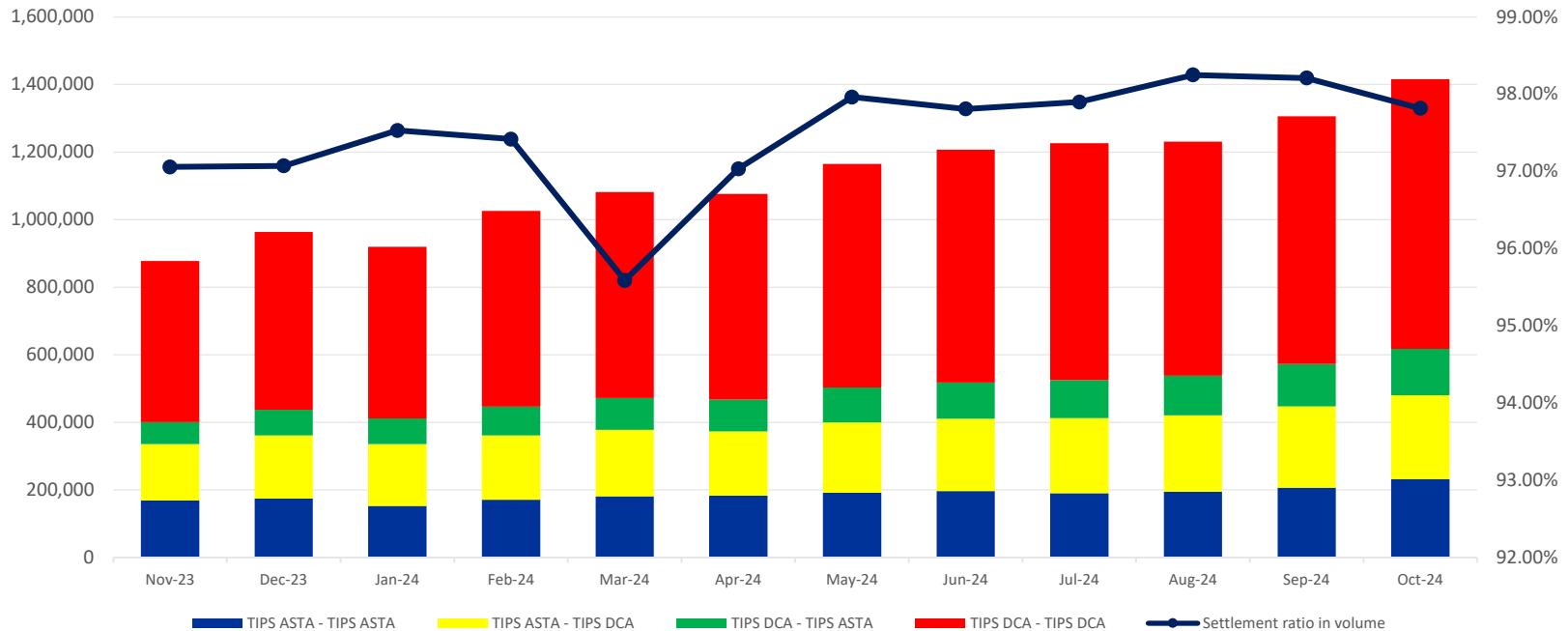
Volume of transactions settled per month



	Total volume											
	Nov-23	Dec-23	Jan-24	Feb-24	Mar-24	Apr-24	May-24	Jun-24	Jul-24	Aug-24	Sep-24	Oct-24
Volume (EUR)	26,334,039	27,952,926	30,338,133	29,741,166	30,292,179	35,527,557	36,125,423	33,795,960	40,482,032	36,940,169	40,488,922	43,881,056
Volume (non-EUR)	220	136	291	43,725,392	72,655,647	91,351,638	90,333,874	80,369,554	89,538,097	83,813,741	88,432,974	88,518,588

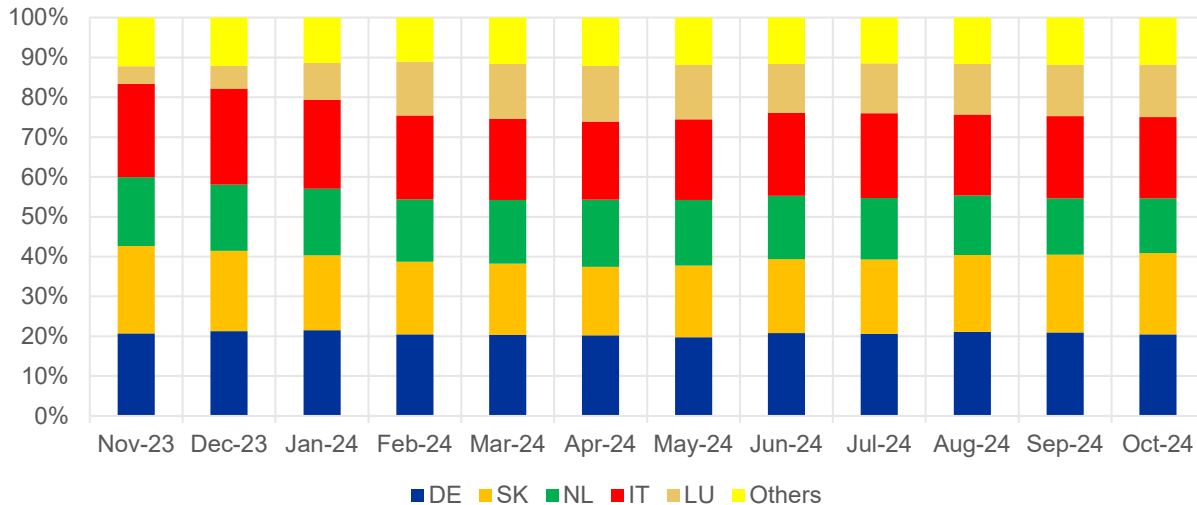
TIPS traffic evolution

Daily average transactions volume (EUR)



TIPS traffic evolution

Transactions volume share per Country Top 5 (EUR)



*Statistics are calculated based on the country code of the Central Bank under which the TIPS DCA is opened

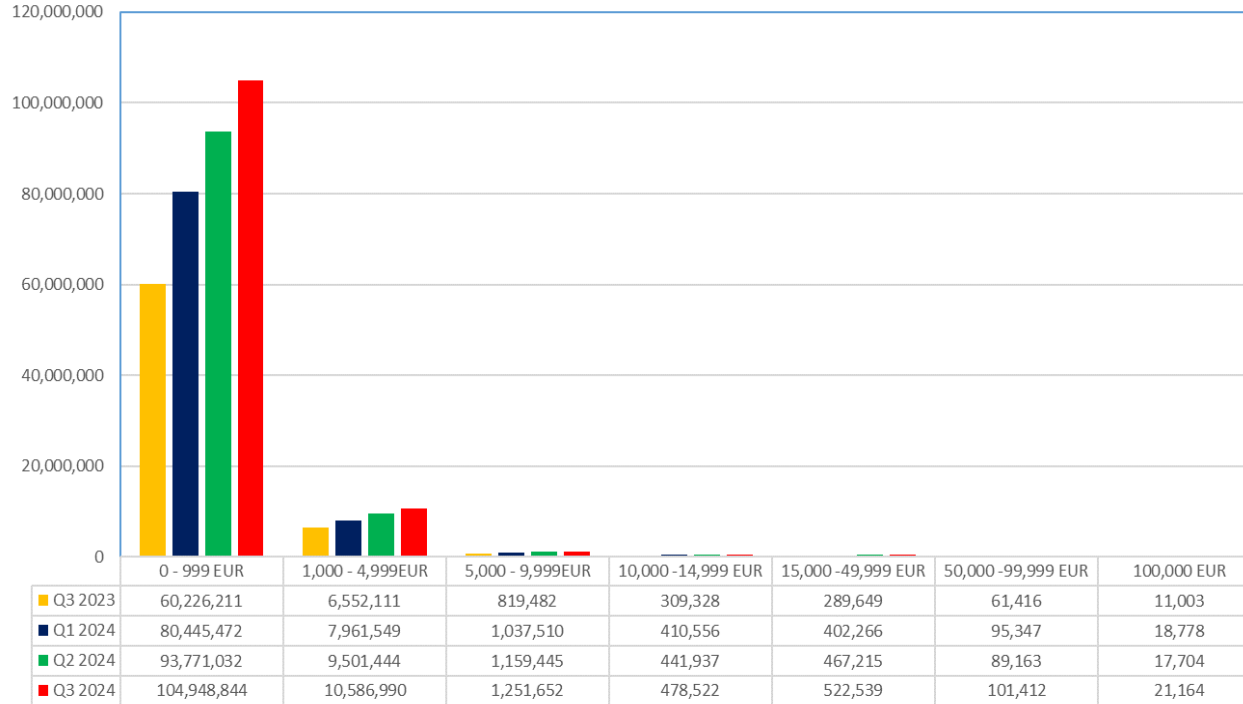
October 2024 - only DCA holders

TOP 3 MARKETS

Germany (20%), Italy (20%) and Slovakia (20%)

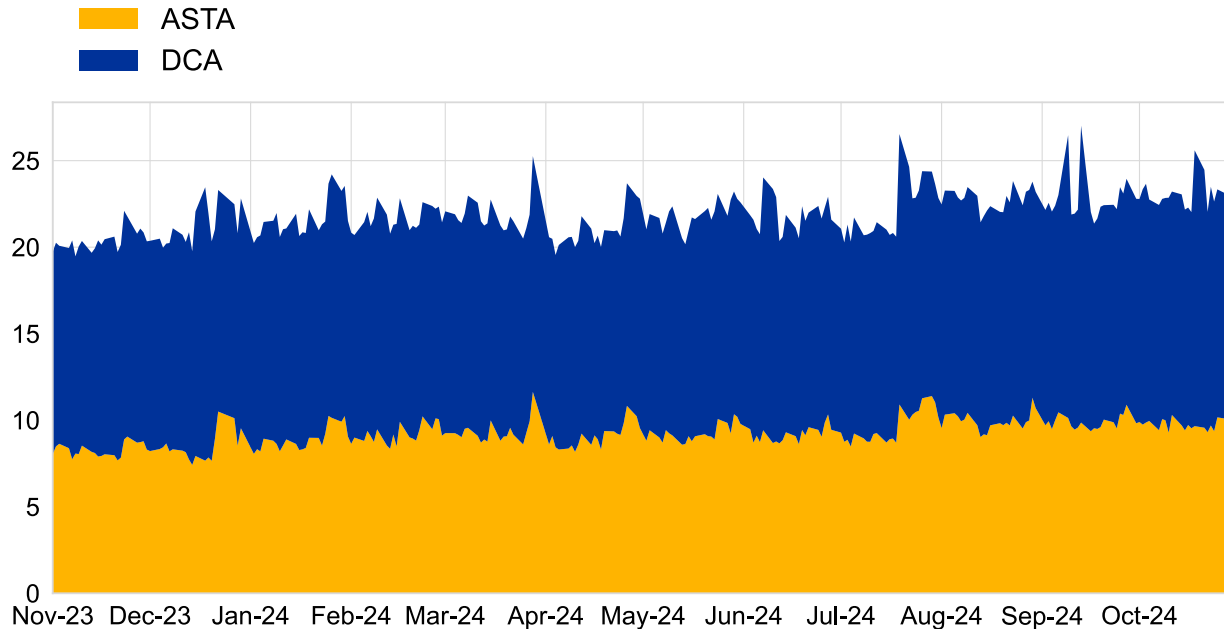
Breakdown of transactions per value band

Volume of Instant Payments settled in TIPS by value band



- In Q3 2024, 89% of TIPS transactions were below €1000

Overall liquidity in TIPS



- The average liquidity left overnight in TIPS in September – October stood at €22.9bn (7.6% higher than the same period the previous year)
- Balances on TIPS DCAs account for 58% and the balances on ASTAs for 42%

TIPS technical performance

- The technical availability of TIPS remained at 100%
- No major incidents to be reported for the period July-October 2024
- One incident affecting the settlement on 1 November



INCIDENT	DATE	DESCRIPTION	IMPACT	DURATION
INC429026	01/11/2024	Slowdown in payment processing	~81k expired payments (EUR) ~ 33k payments settled after 20 secs (SEK)	141 mins

Questions



Thank you for your attention!

